

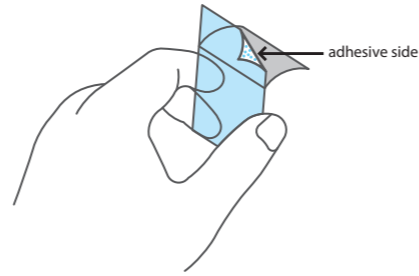


repositionable film

for Apple iPhone 4



use included hand wipe



adhesive side

1 Clean Device

- clean device with provided yellow towellette

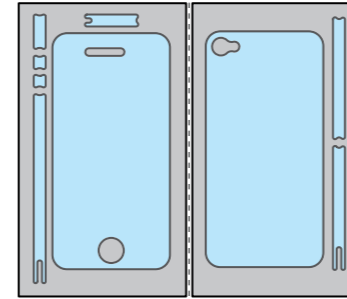
2 Wet Fingertips

- keep fingertips moist to avoid fingerprints

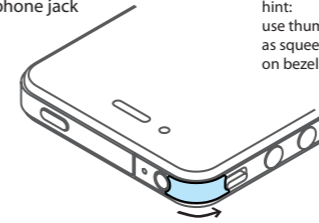
3 Peel + Separate

- remove film from backing as instructed

tear along perforated line

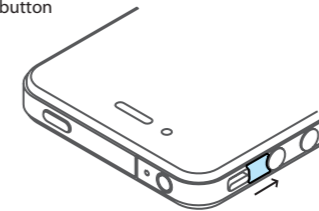


① headphone jack

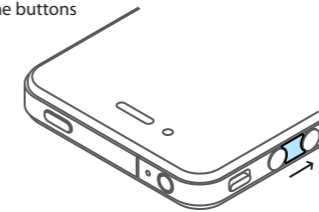


hint:
use thumb
as squeegee
on bezel trim

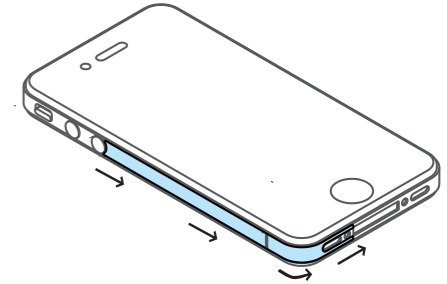
② mute button



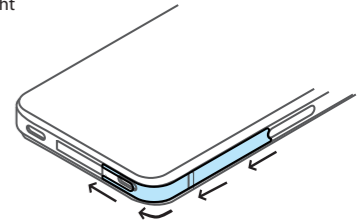
③ volume buttons



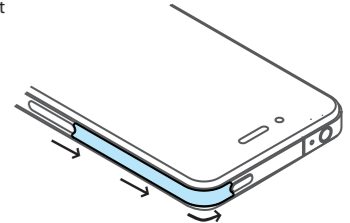
④ lower left



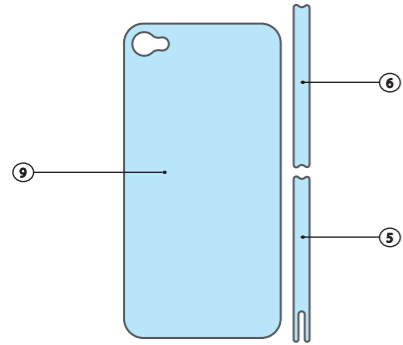
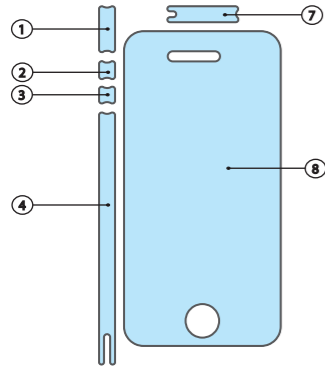
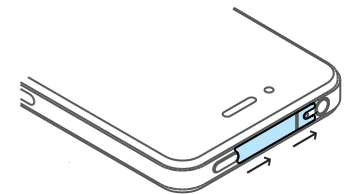
⑤ lower right



⑥ upper right



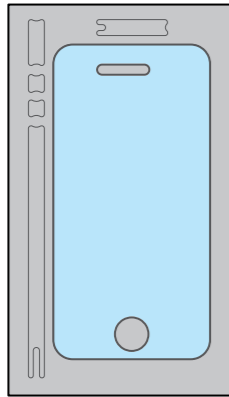
⑦ top



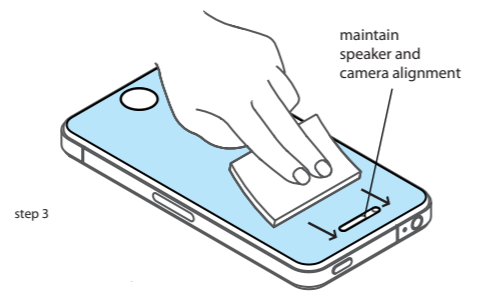
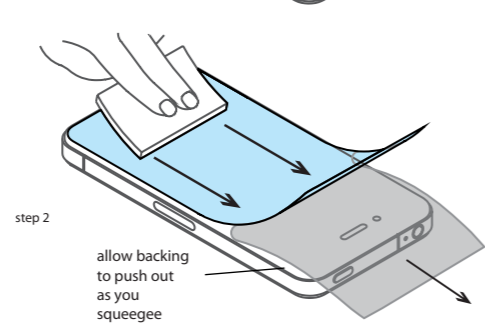
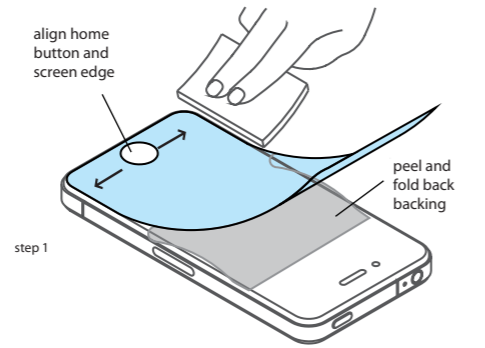
custom-cut films:

- 1. headphone jack
- 2. mute button
- 3. volume buttons
- 4. lower left
- 5. lower right
- 6. upper right
- 7. top
- 8. front
- 9. back

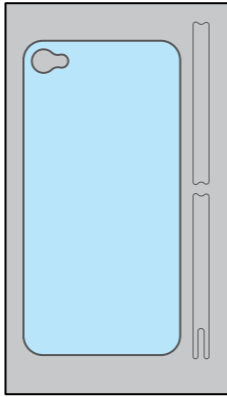
only back wrapsol should remain on backing



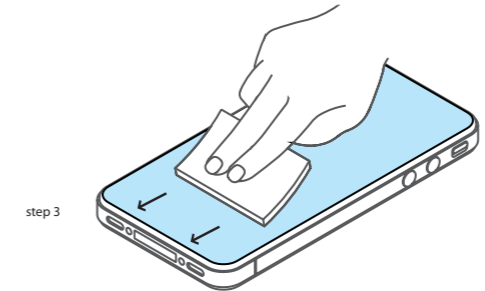
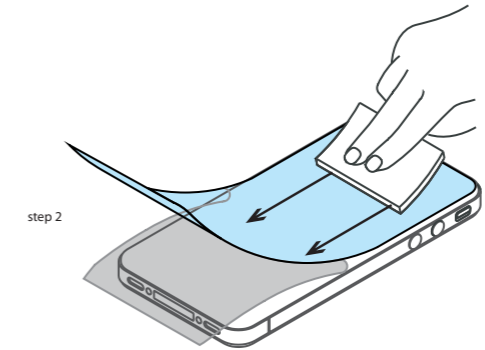
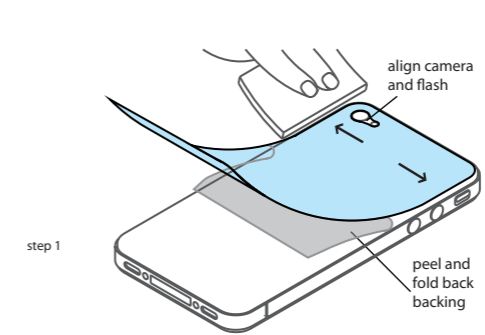
⑧ front



only back wrapsol should remain on backing



⑨ back



how-to videos + warranty

wrapsol lifetime replacement warranty T&C:
www.version-2.com.sg/wrapsol/ultra/warranty

Technical Support: (65) 6297 2069
www.version-2.com.sg/wrapsol/ultra



scuff marks, blemishes and bubbles
less than 1-2 mm will disappear in 24 hours!